

**RIDERSERIES
RCM570L48**

Weidmüller Interface GmbH & Co. KG
 Klingenbergstraße 16
 D-32758 Detmold
 Germany
 Fon: +49 5231 14-0
 Fax: +49 5231 14-292083
 www.weidmueller.com



Standard relays in the RIDERSERIES RCM

- 4 CO contacts
- Optionally AC or DC coils
- with test button
- Comes optionally with integrated status display and/or free-wheel diode

General ordering data

Order No.	8690230000
Type	RCM570L48
Version	RIDERSERIES, Relais, No. of contacts: 4, CO contact with test button, AgNi 90/10, Rated control voltage: 48 V DC, Continuous current: 6 A, Plug-in connection
GTIN (EAN)	4032248360857
Qty.	10 pc(s).

**RIDERSERIES
RCM570L48**

Weidmüller Interface GmbH & Co. KG
 Klingenbergstraße 16
 D-32758 Detmold
 Germany
 Fon: +49 5231 14-0
 Fax: +49 5231 14-292083
 www.weidmueller.com

Technical data**Ratings**

Conductor connection system	Plug-in connection	Humidity	40 °C / 93 % rel. humidity, no condensation
UL 94 flammability rating	V-0		

Dimensions and weights

Width	22.5 mm	Height	28 mm
Depth	29 mm	Net weight	30.8 g

Temperatures

Operating temperature	-40 °C...+70 °C	Storage temperature	-40 °C...+85 °C
-----------------------	-----------------	---------------------	-----------------

Input

Rated control voltage	48 V DC	Rated current DC	15.6 mA
Coil resistance	3,072 Ω ±10 %	Power rating	750 mW
Pull-in (sparkover) / drop-out voltage DC coil	36 V / 4.8 V	Status indicator	Green LED

Output

Rated switching voltage	240 V AC	Max. switching voltage, AC	240 V
Continuous current	6 A	making current	12 A / 20 ms
Max. switching power	1500 VA	Response time	15 ms / 10 ms
Min. switching power	100 mA / 5 V, 10 V / 10 mA, 24 V / 1 mA	Max. switching frequency at rated load	0.1 Hz

Contact specifications

No. of contacts	4	Contact design	CO contact with test button
Contact material	AgNi 90/10	Mechanical service life	AC coil 20 x 10 ⁶ Switching cycles, DC coil 30 x 10 ⁶ Switching cycles

Insulation coordination

Rated voltage	250 V	Clearance and creepage distances for control side - load side	≥ 4 mm
Dielectric strength for control side - load side	2.5 KV _{eff} / 1 min.	Impulse withstand voltage	5 kV (1.2/50 μs)
Protection degree	IP 20	Insulating material group	IIIa

Other technical data

Version	with LED	Status indicator	Green LED
---------	----------	------------------	-----------

Further details of approvals / standards

Standards	IEC 61810-1, UL508
-----------	--------------------

**RIDERSERIES
RCM570L48**

Weidmüller Interface GmbH & Co. KG
 Klingenbergstraße 16
 D-32758 Detmold
 Germany
 Fon: +49 5231 14-0
 Fax: +49 5231 14-292083
 www.weidmueller.com

Technical data

Classifications

ETIM 2.0	EC001437	ETIM 3.0	EC001437
UNSPSC	30-21-19-17	eClass 4.1	40-02-06-14
eClass 5.1	27-37-16-01	eClass 6.0	27-37-16-01
eClass 7.0	27-37-16-01		

Approvals

Approvals



Downloads

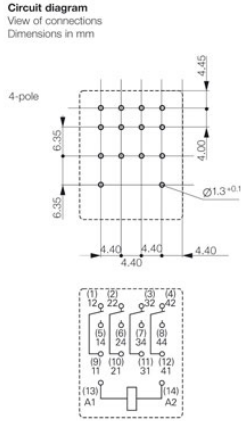
Declaration of Conformity [K295_12_10.pdf](#)

**RIDERSERIES
RCM570L48**

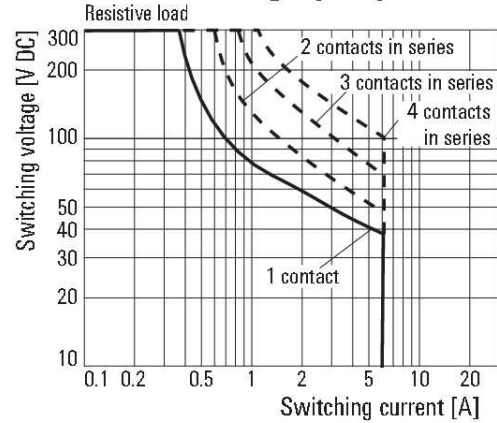
Weidmüller Interface GmbH & Co. KG
 Klingenbergstraße 16
 D-32758 Detmold
 Germany
 Fon: +49 5231 14-0
 Fax: +49 5231 14-292083
 www.weidmueller.com

Drawings

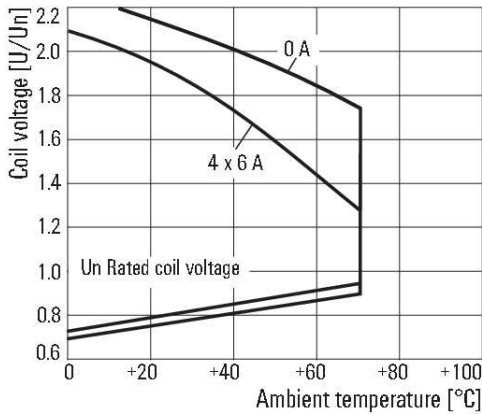
Electric symbol



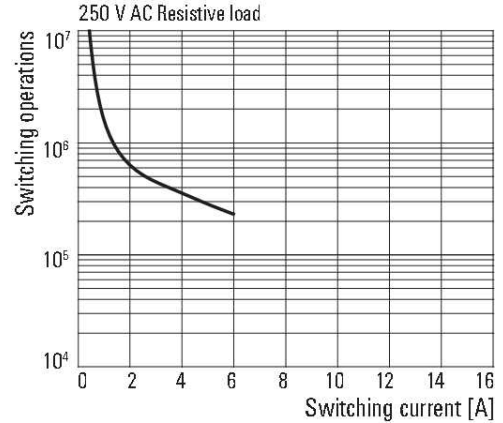
DC load breaking capacity



Operating voltage range DC



Electrical endurance



**RIDERSERIES
RCM570L48**

Weidmüller Interface GmbH & Co. KG
 Klingenbergstraße 16
 D-32758 Detmold
 Germany
 Fon: +49 5231 14-0
 Fax: +49 5231 14-292083
 www.weidmueller.com

Drawings

Type code	RCM								
Type	RIDER Control Multiple								
Contacts	2 2 CO contacts								
	3 3 CO contacts								
	5 4 CO contacts								
Contact material	7 AgNi 90/10, with test button								
	8 AgNi 90/10 hgp, with test button								
Type of construction	0 Standard, 2.8 mm Faston								
						DC coil			
						006 6 V DC	L06		with LED
						012 12 V DC	L12	AB2	+ diode
						024 24 V DC	L24	AC4	
						048 48 V DC	L48	AE8	
						060 60 V DC	L60		
						110 110 V DC	M10	BB0	
						220 220 V DC	N20		
						AC coil			
						506 6 V AC	R06		
						512 12 V AC	R12		
						524 24 V AC	R24		
						548 48 V AC	R48		
						615 115 V AC	S15		
						730 230 V AC	T30		