

Controller - ILC 330 ETH - 2737193

Please be informed that the data shown in this PDF Document is generated from our Online Catalog. Please find the complete data in the user's documentation. Our General Terms of Use for Downloads are valid (<http://phoenixcontact.com/download>)



Inline Controller with Ethernet interface for coupling to other controllers and systems, with programming options according to IEC 61131-3, complete with plug and labeling field.

Product description

With the ILC 330 ETH, the highly modular Inline Controller range from Phoenix Contact has been extended to include a high-performance compact controller. This controller can be used to extend the field of application of Inline Controllers through to medium-sized applications. With direct integration in the Inline automation system, the compact controller is highly modular and can be adapted to the relevant application requirements. Its integrated Ethernet interface enables parameterization and programming using PC WorX automation software according to IEC 61131, and it can also exchange data with OPC servers simultaneously and communicate with TCP/IP-compatible devices.

The Inline Controller range covers a wide performance range. From entry-level versions through to high-end controllers, users can find the right controller for their application. Within the product portfolio, users can choose between controllers with different computing capacities, with or without PROFINET controllers, and with or without GL approval.

Product Features

- Engineering with PC Worx (IEC 61131-3)
- Integrated Ethernet interface
- Numerous protocols supported such as: HTTP, FTP, SNTP, SNMP, SMTP, SQL, MySQL, etc.
- Complete fieldbus master (8192 I/O points)
- FTP server
- Integrated web server for visualization with WebVisit
- Flash file system



Key commercial data

Packing unit	1 pc
Weight per Piece (excluding packing)	825.9 GRM
Custom tariff number	85371091
Country of origin	Germany

Controller - ILC 330 ETH - 2737193

Technical data

Dimensions

Width	182 mm
Height	140.5 mm
Depth	71.5 mm

Ambient conditions

Degree of protection	IP20
Ambient temperature (operation)	-25 °C ... 55 °C
Ambient temperature (storage/transport)	-25 °C ... 85 °C
Permissible humidity (operation)	10 % ... 95 % (non-condensing)
Permissible humidity (storage/transport)	10 % ... 95 % (non-condensing)
Air pressure (operation)	70 kPa ... 106 kPa (up to 3000 m above sea level)
Air pressure (storage/transport)	70 kPa ... 106 kPa (up to 3000 m above sea level)
Shock	25g, Criterion 1, according to IEC 60068-2-27
Vibration (operation)	5g, accordance to IEC 60068-2-6

Control system

Programming tool	PC WORX
Diagnostics tool	DIAG+ from version 1.14

Mechanical design

Weight	440 g
--------	-------

Data interfaces

Interface	INTERBUS local bus (master)
Connection method	Inline data jumper
Transmission speed	500 kBaud / 2 MBaud umschaltbar
Interface	Parameterization/programming/diagnostics
Connection method	RS-232-C, 6-pos. MINI-DIN socket (PS/2), Ethernet 10/100 (RJ45)
Interface	Ethernet 10Base-T/100Base-TX
Connection method	RJ45 socket
Transmission speed	10/100 MBit/s

Power supply

Typical current consumption	250 mA (no local bus device connected during idling, bus inactive)
Supply voltage	24 V DC \pm 5 %
Supply voltage range	20.4 V DC ... 30 V DC
Residual ripple	\pm 5 %
Power dissipation	<p></p>

Fieldbus function

Controller - ILC 330 ETH - 2737193

Technical data

Fieldbus function

Amount of process data	max. 8192 Bit (INTERBUS)
Number of supported devices	max. 512 (in total, of which 254 are remote bus devices/bus segments)
Number of local bus devices that can be connected	63 (observe current consumption)
Number of devices with parameter channel	max. 62
Number of branch terminals with remote bus branch	15
Module classification	INTERBUS master
Processing speed	0.7 ms

Direct I/Os

Input name	Digital inputs
Number of inputs	12
Connection method	Inline potential distributor
Description of the input	Eight fast inputs, interrupt input
Output name	Digital outputs
Number of outputs	4
Connection method	2, 3, 4-wire
Maximum output current per channel	500 mA

IEC 61131 runtime system

Programming tool	PC WORX
Processing speed	0.7 ms (1 K mix instructions)
	11 µs (1 K bit instructions)
Program memory	typ. 750 kByte (64 K instructions (IL))
Mass storage	1.5 Mbyte
Retentive mass storage	64 kByte (NVRAM)
Number of data blocks	depends on mass storage
Number of timers, counters	depends on mass storage
Number of control tasks	16
Realtime clock	Integrated (battery backup)

Classifications

eCl@ss

eCl@ss 4.0	27250203
eCl@ss 4.1	27240601
eCl@ss 5.0	27242215
eCl@ss 5.1	27242207
eCl@ss 6.0	27242207

Controller - ILC 330 ETH - 2737193

Classifications

eCl@ss

eCl@ss 7.0	27242207
------------	----------

ETIM

ETIM 2.0	EC000236
ETIM 3.0	EC000236
ETIM 4.0	EC000236
ETIM 5.0	EC000236

UNSPSC

UNSPSC 6.01	43172015
UNSPSC 7.0901	43201404
UNSPSC 11	43172018
UNSPSC 12.01	43201404
UNSPSC 13.2	43201404

Approvals

Approvals


Approvals


UL Listed / cUL Listed / cULus Listed

Ex Approvals

Approvals submitted


Approval details

UL Listed 

cUL Listed 
--

Controller - ILC 330 ETH - 2737193

Approvals



Drawings

Dimensioned drawing

