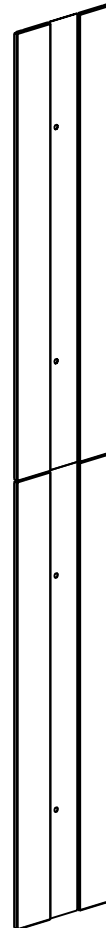
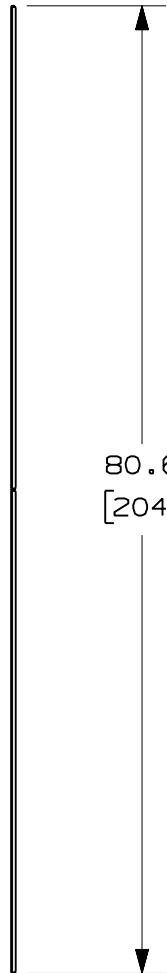
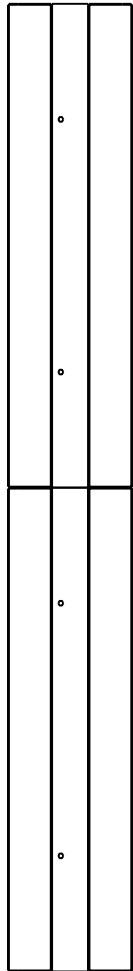
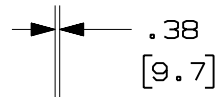
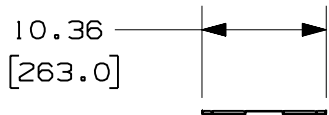


THIS COPY IS PROVIDED ON A RESTRICTED BASIS AND IS NOT TO BE USED IN ANY WAY DETRIMENTAL TO THE INTERESTS OF PANDUIT CORP.



PANDUIT P/N	WEIGHT
WMPV45EP	5.0 LBS/EACH 2.3 Kg/EACH

NOTES:

- VISIT OUR ON-LINE CATALOG AT [WWW.PANDUIT.COM](http://WWW.PANDUIT.COM) FOR A CURRENT LIST OF PRODUCTS APPLICABLE FOR USE WITH THIS PART.
- COMPONENTS:  
2- END PANELS  
1- HARDWARE MOUNTING KIT
- DIMENSIONS IN PARENTHESIS ARE METRIC.

MODEL FILENAME V10338BB\_4IN\_ENDPANEL\_00.PRT

CAD FILENAME/LAYERS V10338BB\_DC\_00A.PRT

**PANDUIT** CORP. TINLEY PARK, ILLINOIS

4" NETRUNNER END PANEL  
(WMPV45EP)  
CUSTOMER DRAWING

UNLESS OTHERWISE SPECIFIED, DIMENSIONAL TOLERANCES ARE:

INCHES	[METRIC - MILLIMETER]	ANGLE
X.X +/- 0.06	X. +/- 1.5	+/- 1°
X.XX +/- 0.03	X.X +/- 0.8	
X.XXX +/- 0.015	X.XX +/- 0.4	

UNLESS OTHERWISE SPECIFIED,

ALL DIMENSIONS ARE GIVEN  
IN INCHES, THIRD ANGLE PROJECTION.

DRAWN BY  
LEE

MAT'L:

SCALE NONE

DATE  
7-06-06

SEE  
NOTES

DRAWING NO.

DWG

CHK'D

10338-03

A  
SIZE

00	7-06-06	LEE		RELEASED TO PRODUCTION	10338-03				
REV	DATE	BY	CHK	DESCRIPTION	ECN - R	CUST	SUP	OTH	