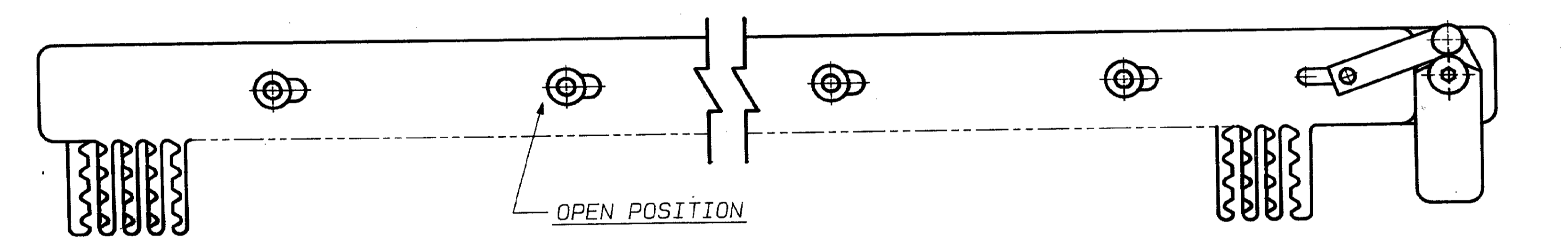
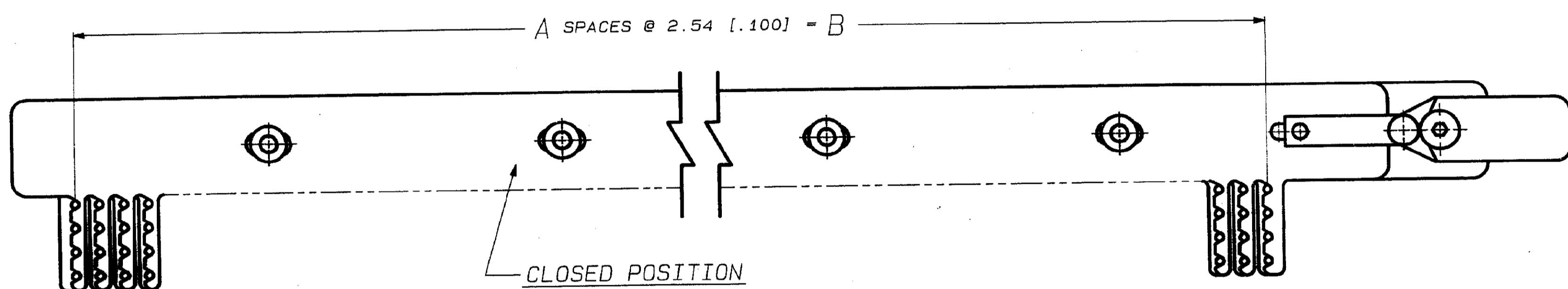



DRAWING MADE IN THIRD ANGLE PROJECTION

THIS DRAWING IS UNPUBLISHED. RELEASED FOR PUBLICATION
 © COPYRIGHT 19 BY AMP INCORPORATED, HARRISBURG, PA. ALL INTERNATIONAL RIGHTS RESERVED. AMP PRODUCTS MAY BE COVERED BY U.S. AND FOREIGN PATENTS AND/OR PATENTS PENDING.

P		F		ZONE		LTR		DESCRIPTION		DATE		APPROVED	
									LOC M WAS AB	3-23-84			



187.96 [7.400]	74	300	532925-3
340.36 [13.400]	134	540	532925-2
454.66 [17.900]	179	720	532925-1
B	A	NO. OF POS.	PART NO

1. DIMENSIONS IN BRACKETS ARE IN INCHES.

UNLESS OTHERWISE SPECIFIED DIMENSIONS ARE IN MM TOLERANCES ON: DECIMALS ±0.13 [1.005] ANGLES ±	CONTRACT NO	AMP INCORPORATED Harrisburg, Pa.	
	DR <i>DLE</i> 10/11/83 CHK <i>B. Sherrill</i> 3-23-84 APPB <i>R. J. ...</i> 3/23/84 APPD <i>B. Sherrill</i> 3-23-84	NAME ASSEMBLY, ALIGNMENT TOOL, HDI	
MATERIAL	DSGN APPD	SIZE C	FSCM NO 00779
FINISH	OTHER APPD	DRAWING NO 532925	
		SCALE 3-1	SHEET 1 of 1