


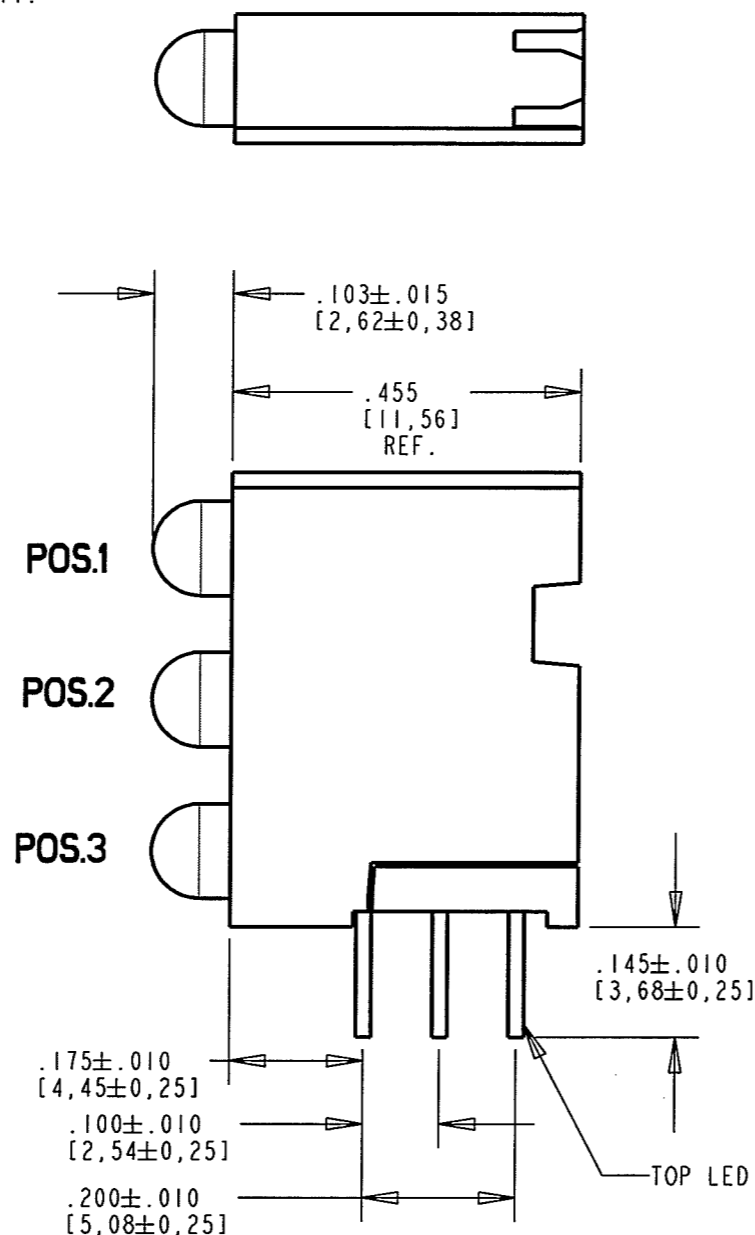
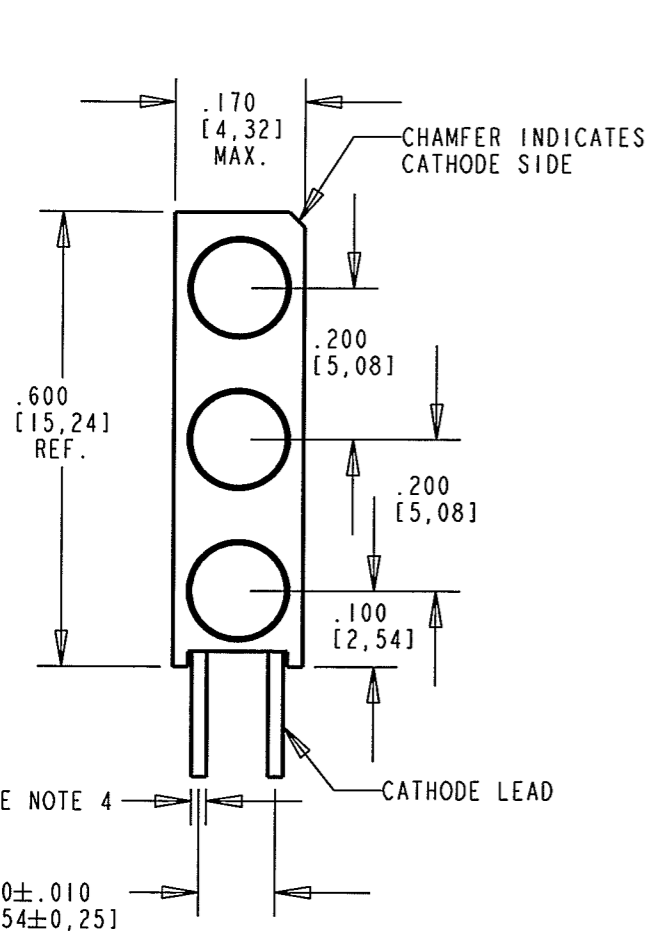
PART NUMBER	LED COLOR		
	POSITION 1	POSITION 2	POSITION 3
564-0100-823F	GREEN WATER CLEAR	BLUE WATER CLEAR	YELLOW WATER CLEAR



REV	ECN NO	REVISIONS	DRN	CKD	APP	DATE
A		NEW RELEASE	SM	N.O.	MES	10-4-06
B		UPDATED YELLOW LED SPECIFICATIONS	SM	MES	N.O.	2-4-08
C		UPDATED GREEN LED SPECS, ADDED "Ø3mm LED (3X)".	KLJ			11/01/08 4/1/08

NOTES:

- LEADS TO FIT INTO HOLES SPACED AS PER HOLE PATTERN.
- LEADS TO BE FREE OF DEFORMATION AFTER BENDING AND CUTTING.
- LED LEAD DIMENSIONS SHOWN ARE MEASURED AT HOUSING EXIT.
- .020 SQ = BLUE, GREEN
.018 X .016 = YELLOW
- DIALIGHT PART NUMBER = 564-0100-823F

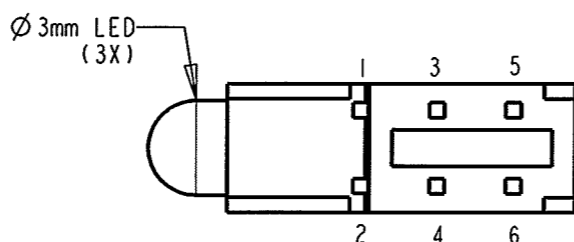
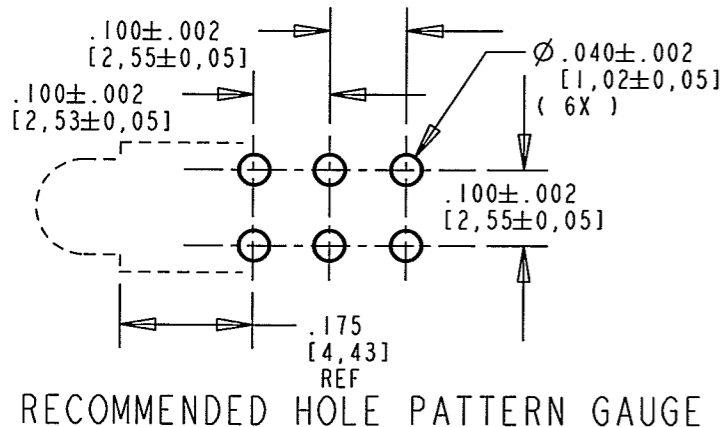


OPERATING CHARACTERISTICS AT 25°C AMBIENT						
CHARACTERISTICS		MIN	TYP	MAX	UNITS	TEST CONDITIONS
LUMINOUS INTENSITY	GREEN WC	280		710	mcd	I _F = 10 mA
	BLUE WC	112		180		I _F = 20 mA
	YELLOW WC	180	320			I _F = 20 mA
FORWARD VOLTAGE	GREEN WC	2.7	3.0	3.7	V	I _F = 10 mA
	BLUE WC		3.5	4.1		I _F = 20 mA
	YELLOW WC		2.0	2.4		I _F = 20 mA
REVERSE CURRENT	GREEN WC		0.01	10	µA	V _R = 5 V
	BLUE WC		0.01	10		
	YELLOW WC			100		
PEAK WAVELENGTH	GREEN WC		523		nm	I _F = 10 mA
	BLUE WC		465			I _F = 20 mA
	YELLOW WC		588			I _F = 20 mA
VIEWING ANGLE	GREEN WC		30		Degree	
	BLUE WC		30			
	YELLOW WC		56			
DOMINANT WAVELENGTH	GREEN WC	523	532	541	nm	I _F = 10 mA
	BLUE WC		470			I _F = 20 mA
	YELLOW WC	586	589	592		I _F = 20 mA

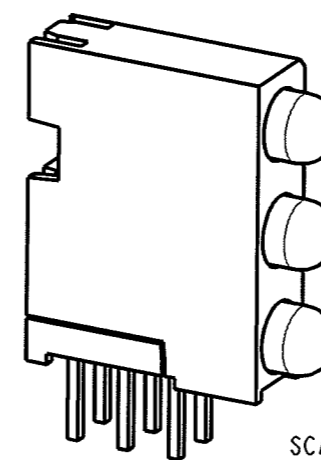
ABSOLUTE MAXIMUM RATINGS AT 25°C AMBIENT	GREEN WC	BLUE WC	YELLOW WC	UNITS
POWER DISSIPATION	80	85	75	mW
DERATE LINEARLY	0.57 FROM 65°C		0.4 FROM 50 °C	mA/°C
LEAD SOLDERING TEMPERATURE, 5 SEC., 1/16" FROM BODY	260			°C
OPERATING TEMPERATURE	-55 TO +100	-55 TO +100	-40 TO +100	°C
STORAGE TEMPERATURE	-55 TO +100	-55 TO +100	-55 TO +100	°C

RoHS Compliant 564-0100-823F

Part Numbers with the "F" suffix ending are RoHS Compliant.
Example: 564-0100-823F
Packaging is marked with "RoHS Compliant" label or equivalent markings. Parts can be wave soldered, dip soldered or hand soldered using typical lead-free soldering process with max 260°C temp. for 5 sec.



ATTENTION:
OBSERVE PRECAUTIONS FOR
HANDLING ELECTROSTATIC
SENSITIVE DEVICES



THIS DRAWING AND THE CONTENTS HEREIN ARE CONFIDENTIAL AND THE SOLE PROPERTY OF DIALIGHT. REPRODUCTION OF THIS DRAWING OR CONSTRUCTION OF ANY PARTS WITHIN THIS DRAWING ARE FORBIDDEN WITHOUT THE WRITTEN CONSENT OF DIALIGHT.		
SCALE: 4.000	DRAWING NUMBER	REV
ALL DIM'S IN: INCHES (MM)	C-17432	C
TOLERANCES: UNLESS OTHERWISE SPECIFIED	TITLE 3XI CBI BLOCK G, B, Y RoHS COMPLIANT	
FRACTIONS: ±1/64 DECIMALS (.XX): ±.01 DECIMALS (.XXX): ±.005 DECIMALS (.XXXX): ±.0005 ANGLES: ±1°	MATERIAL	
FINISH:	Dialight 1501 ROUTE 34 SOUTH FARMINGDALE, NJ 07727	
FSCM 83330	SHEET 1 OF 1 FAMILY TABLE:	