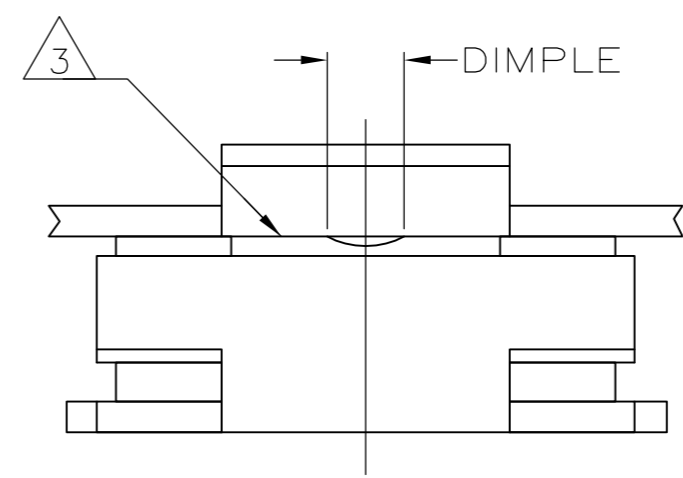
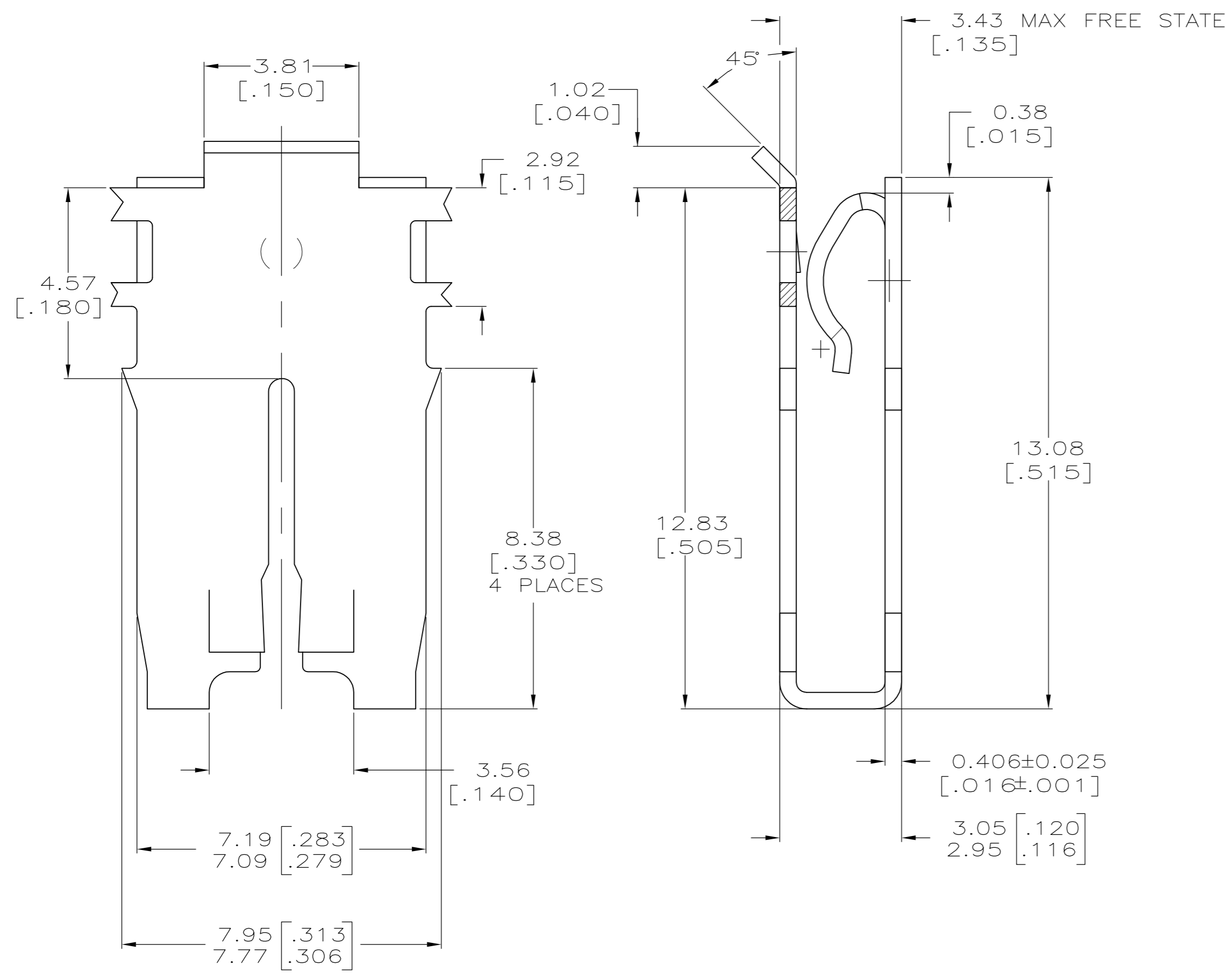


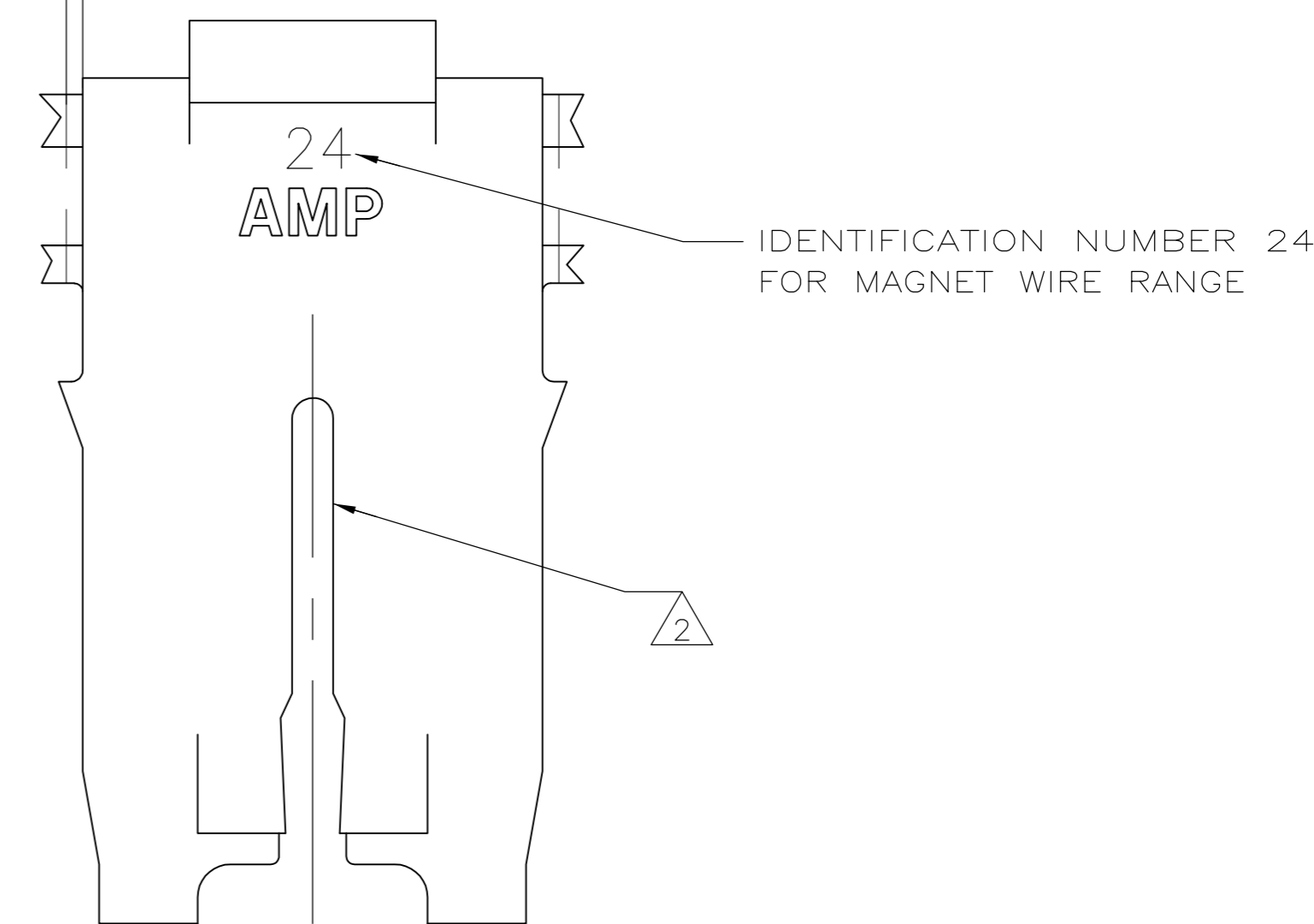
THIS DRAWING IS UNPUBLISHED. RELEASED FOR PUBLICATION  
 © COPYRIGHT BY TYCO ELECTRONICS CORPORATION. ALL INTERNATIONAL RIGHTS RESERVED.

LOC	DIST	REVISIONS			
P	LTR	DESCRIPTION	DATE	DWN	APVD
AF	52	A	NEW DRAWING	04FEB09	HMR KR

- 1 CONTINUOUS STRIP ON REELS WITH TERMINALS LOCATED ON 10.41±0.08 [.410±.003] CENTERS.
- 2 SLOT ACCEPTS 0.91-1.15mm [#19-#17] AWG COPPER MAGNET WIRE. 2 WIRES OF THE SAME SIZE MAX PER SLOT.
- 3 CONTACT LEAF ACCEPTS 0.81[.032] THICK POKE-IN TAB, (REFERENCE TAB DRAWING 1217324-1).



0.25 MAX CUT-OFF TABS [.010]



1217068-1  
PART NUMBER

THIS DRAWING IS A CONTROLLED DOCUMENT.		DWN RAGHAVENDRA 04FEB09	Tyco Electronics Corporation Harrisburg, PA 17105-3608	
DIMENSIONS: mm [INCHES]		CHK K. A. RANDOLPH 04FEB09	NAME SPECIAL LEAF CONTACT, 500 SERIES, MAG-MATE TM	
TOLERANCES UNLESS OTHERWISE SPECIFIED:		APVD K. A. RANDOLPH 04FEB09	PRODUCT SPEC 108-2053	
0 PLC ± -		APPLICATION SPEC 114-2066		
1 PLC ± -		SIZE A2	CAGE CODE 00779	DRAWING NO C=1217068
2 PLC ± 0.25[.010]		RESTRICTED TO -		
3 PLC ± -		SCALE 10:1		
4 PLC ± -		SHEET 1 OF 1		
ANGLES ± -		REV A		
MATERIAL 4M BRASS	FINISH .002032[.000080] MIN TIN OVER NICKEL	WEIGHT -	CUSTOMER DRAWING	