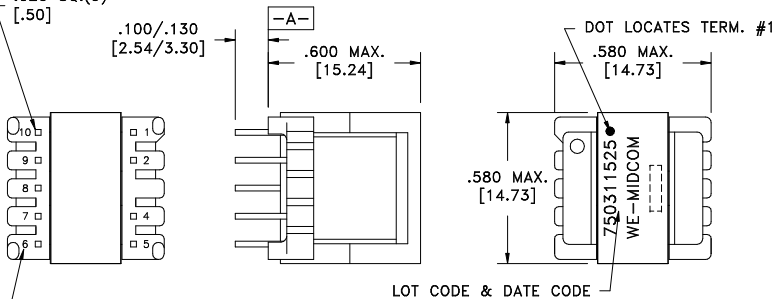


CUSTOMER TERMINAL	RoHS	LEAD(Pb)-FREE
Sn96%, Ag4%	Yes	Yes

more than you expect

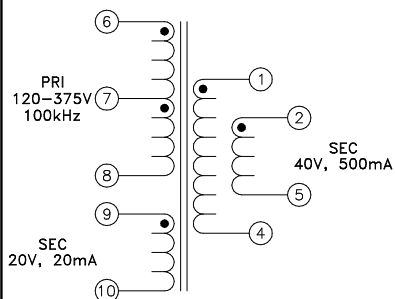


PART MUST INSERT FULLY TO SURFACE A IN RECOMMENDED GRID
.020 SQ.(9)

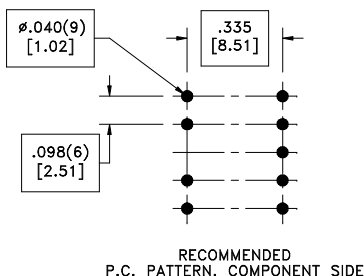


TERM. NO.'s FOR REF. ONLY

LOT CODE & DATE CODE



Customer to tie terminals 1+2 and 4+5 internally on the pc board.



RECOMMENDED P.C. PATTERN, COMPONENT SIDE

ELECTRICAL SPECIFICATIONS @ 25°C unless otherwise noted:

PARAMETER	TEST CONDITIONS	VALUE
D.C. RESISTANCE	1-5 tie(1+2, 4+5), @20°C	0.233 ohms ±10%
D.C. RESISTANCE	6-8 @20°C	1.38 ohms ±10%
D.C. RESISTANCE	9-10 @20°C	0.600 ohms ±10%
INDUCTANCE	6-8 10kHz, 100mVAC, Ls	700uH ±10%
SATURATION CURRENT	20% rolloff from initial	1A
LEAKAGE INDUCTANCE	6-8 tie(1+2+4+5, 9+10), 100kHz, 100mVAC, Ls	10uH typ., 15uH max.
DIELECTRIC	1-10 2500VAC, 1 second	2000VAC, 1 minute
DIELECTRIC	6-10 625VAC, 1 second	500VAC, 1 minute
URNS RATIO	(7-8):(6-7)	1:1, ±1%
URNS RATIO	(6-8):(1-4)	2.972:1, ±1%
URNS RATIO	(6-8):(2-5)	2.972:1, ±1%
URNS RATIO	(6-8):(9-10)	5.789:1, ±1%

GENERAL SPECIFICATIONS:

OPERATING TEMPERATURE RANGE: -40°C to +125°C including temp rise.

Designed to comply with the following requirements as defined by IEC60950-1, EN60950-1, UL60950-1/CSA60950-1 and AS/NZS60950.1:

- Functional insulation for a primary circuit at a working voltage of 400VDC.

REV.	DATE	Packaging Specifications Method: Tray PKG-0101 www.we-online.com/midcom		Tolerances unless otherwise specified: Angles: ±1° Decimals: ±.005 [.13] Fractions: ±1/64 Footprint: ±.001 [.03]	DRAWING TITLE TRANSFORMER	PART NO. 750311525
6A	5/10	SEE REVISION SHEET FOR REVISION LEVEL	REVISION LEVEL	This drawing is dual dimensioned. Dimensions in brackets are in millimeters.	eiSos p/n: 750311525	SPECIFICATION SHEET 1 OF 1