

# Type C1F

## Surface Mount Fast Acting Chip Fuse

**HF** **Pb** C1F Series - 1206 Size

RoHS 6 Compliant


### Features

- Fast Acting, with improved surge withstand performance
- Small size, 1206 SMD
- Current rating from 250mA to 8A, fuse marked with ampere code
- Wide operating temperature range from -55 °C to 125 °C
- Tape and Reel for automatic SMD placement
- Compatible with reflow and wave soldering
- RoHS 6 compliant (MSL = 1)
- Halogen Free
- Leadfree

### Applications

- Notebook
- LCD monitor
- PC computer
- Office electronic equipment
- Industrial equipment
- Medical equipment
- POE, POE+
- LCD / LED monitor
- Power supply
- LCD / LED TV
- DC-DC Converter

LEAD FREE = **Pb**  
 HALOGEN FREE = **HF**



### Typical Part Marking

Fuse body (ceramic white side) marked with marking code.

Example:



Current Rating	Marking Code	Current Rating	Marking Code
250mA	E	2.5A	T
375mA	H	3A	3
500mA	J	3.5A	Z
750mA	M	4A	4
1A	1	5A	5
1.25A	P	6A	6
1.5A	R	7A	7
2A	2	8A	8

### Electrical Characteristics (UL STD. 248-14)

Testing Current	Blow Time	
	Minimum	Maximum
100%	4 Hrs.	N/A
200%	N/A	5 Sec
300%	N/A	0.2 Sec

### Safety Agency Approvals

SAFETY AGENCY	SAFETY AGENCY CERTIFICATE	VOLTAGE RATING (V)	AMPERE RANGE / VOLT @ I.R. ABILITY*
<b>UL</b>	E20624	250mA - 8A / 125V AC 63V DC	250mA - 6A / 100A@ 125V AC 50A@ 63V DC 7A - 8A / 35A@125V AC 50A @ 63V DC

\* I.R. = INTERRUPTING RATING = SHORT CIRCUIT RATING (AMPS)

### Physical Specifications

Materials	Body : Ceramic Substrate
	Terminations : Ag / Ni / Sn (100% Lead-free)
	Element Cover Coating : Lead-free Glass
Marking	On Fuse :
	Marking Code
	On Label :
	"bel", "C1F", "Current Rating", "Voltage Rating", "Interrupting Rating", " Appropriate Safety Logos" and " <b>UL</b> ", " <b>e</b> " (China RoHS compliant).

Specifications subject to change without notice



Bel Fuse Inc.  
 206 Van Vorst Street  
 Jersey City, NJ 07302 USA

+1 201.432.0463  
 techhelp@belf.com  
[belfuse.com](http://belfuse.com)

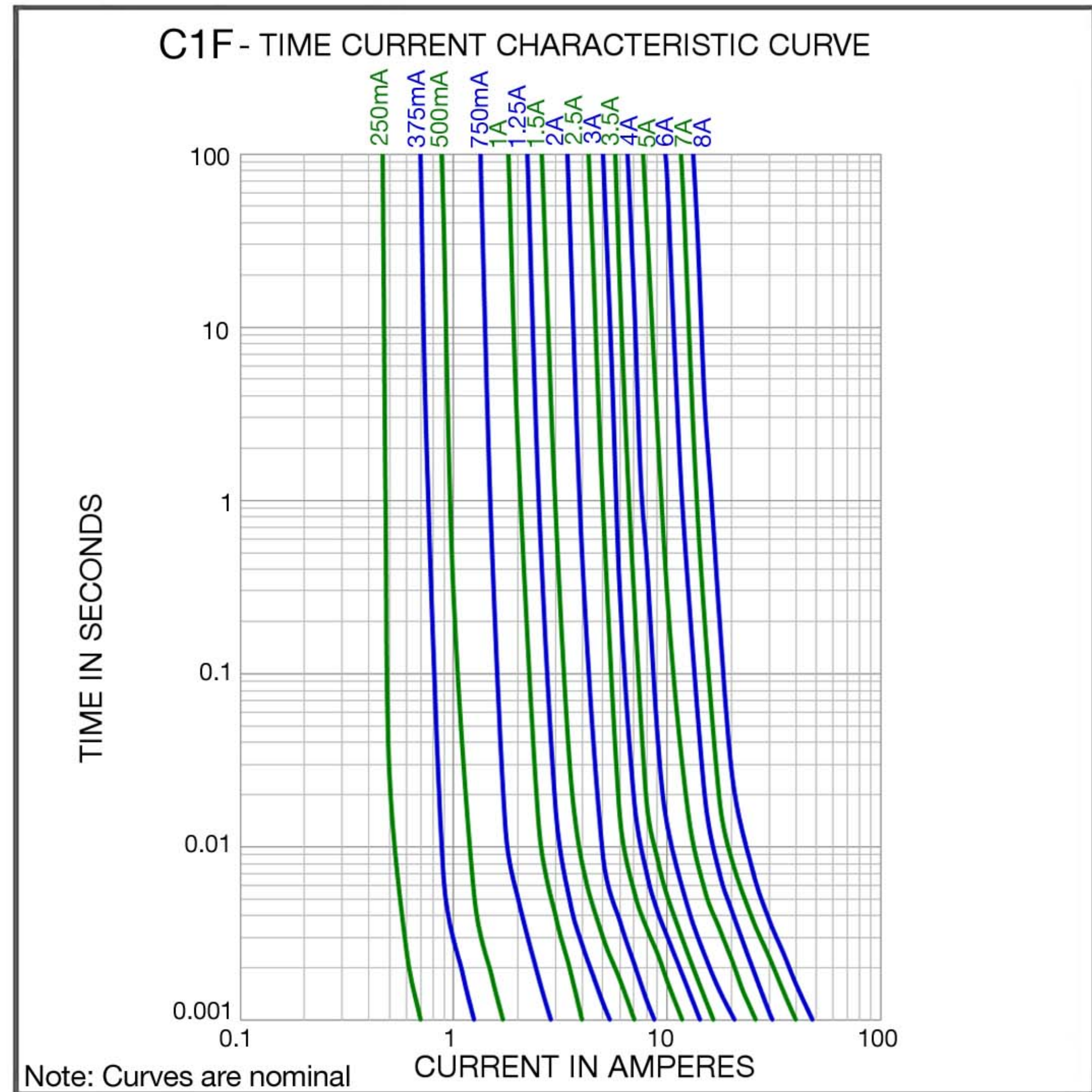
# Type C1F

## Surface Mount Fast Acting Chip Fuse

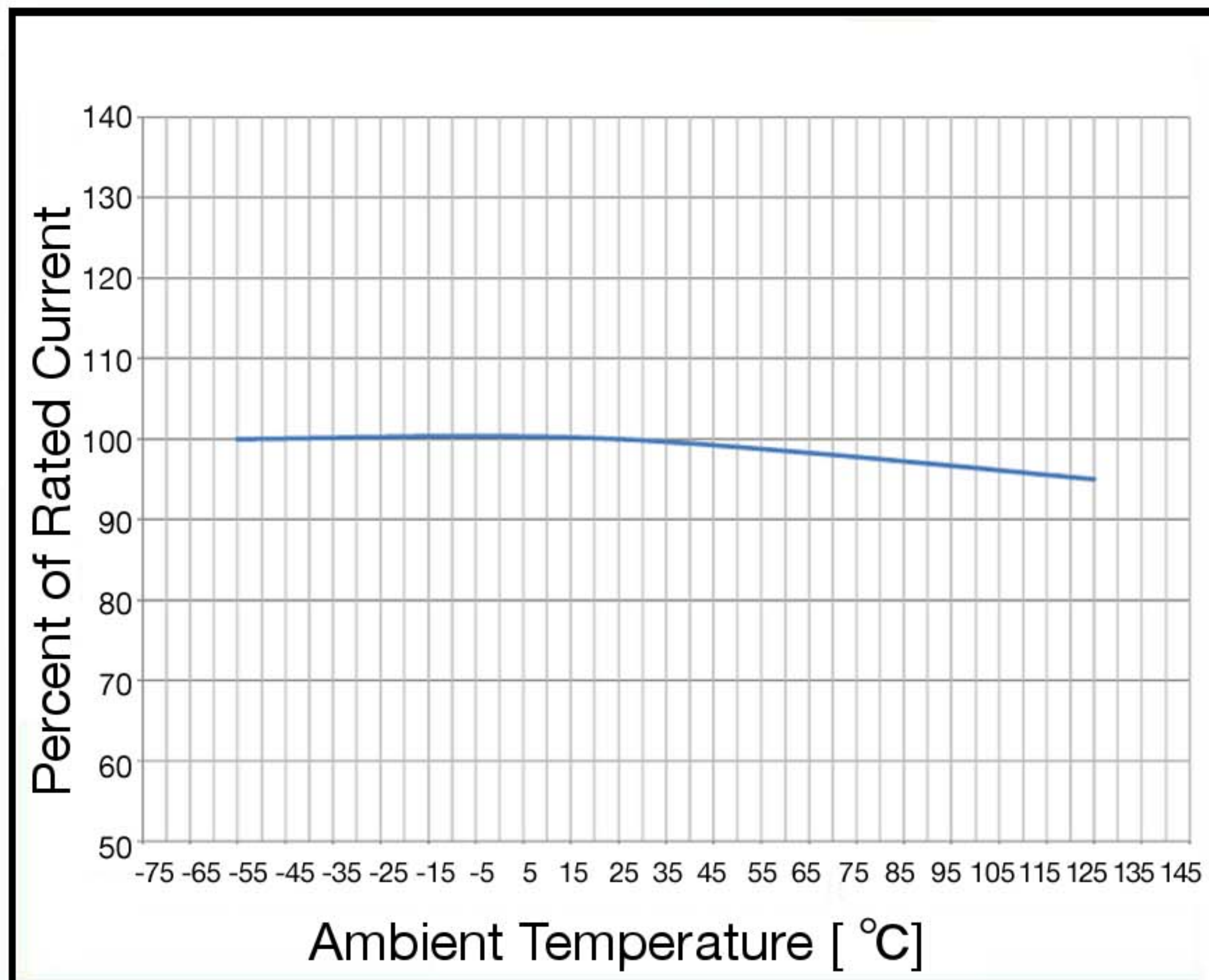
HF (Pb) C1F Series - 1206 Size

RoHS 6 Compliant

### Average Time Current Curve



### Temperature Derating Curve



### Electrical Specifications

Part Number	Ampere Rating (A)	Marking Code	Nominal Cold Resistance (ohms)	Maximum Volt-drop @100% In (Volt) max.	Voltage and Interrupting Ratings	Nominal Melting I <sup>2</sup> T @10 In (A <sup>2</sup> Sec)	Maximum Power Dissipation @100% In (W)	Agency Approvals
0685F0250-XX	250mA	E	2.30	0.813	See Table of Safety Approvals on Page 1 for Voltage and associated Interrupting Ratings	0.0002	0.20	Y
0685F0375-XX	375mA	H	1.25	0.789		0.0007	0.30	Y
0685F0500-XX	500mA	J	0.87	0.693		0.0015	0.35	Y
0685F0750-XX	750mA	M	0.43	0.476		0.0051	0.36	Y
0685F1000-XX	1A	1	0.28	0.421		0.012	0.42	Y
0685F1250-XX	1.25A	P	0.210	0.411		0.023	0.51	Y
0685F1500-XX	1.5A	R	0.165	0.400		0.040	0.60	Y
0685F2000-XX	2A	2	0.068	0.194		0.085	0.39	Y
0685F2500-XX	2.5A	T	0.049	0.198		0.156	0.50	Y
0685F3000-XX	3A	3	0.039	0.166		0.190	0.50	Y
0685F3500-XX	3.5A	Z	0.032	0.164		0.218	0.57	Y
0685F4000-XX	4A	4	0.026	0.164		0.336	0.66	Y
0685F5000-XX	5A	5	0.020	0.164		0.830	0.82	Y
0685F6000-XX	6A	6	0.015	0.163		1.404	0.98	Y
0685F7000-XX	7A	7	0.012	0.154		2.283	1.08	Y
0685F8000-XX	8A	8	0.010	0.148		3.584	1.18	Y

Consult manufacturer for other ratings

Specifications subject to change without notice

**NOTES:** Test Conditions

All test for ratings 250mA - 5A were conducted with fuse samples soldered on a PCB (1.6mm thick) test board with copper traces measuring 0.035 mm (35 um) nominal thickness (1 oz.clad), 5mm wide and 100 mm overall length.

All test for ratings 6A - 8A were conducted with fuse samples soldered on a PCB (1.6mm thick) test board with copper traces measuring 0.070 mm (70 um) nominal thickness (2 oz.clad), 7.5mm wide and 100 mm overall length.

Device designed to be mounted with marking facing up.

Device designed to carry rated current for 4 hours minimum. It is recommended that device be operated continuously at no more than 80% of rated current when in a +25°C ambient, with further derating at elevated ambient temperatures.



Bel Fuse Inc.  
206 Van Vorst Street  
Jersey City, NJ 07302 USA

+1 201.432.0463  
techhelp@belf.com  
[belfuse.com](http://belfuse.com)

# Type C1F

## Surface Mount Fast Acting Chip Fuse

HF (Pb) C1F Series - 1206 Size

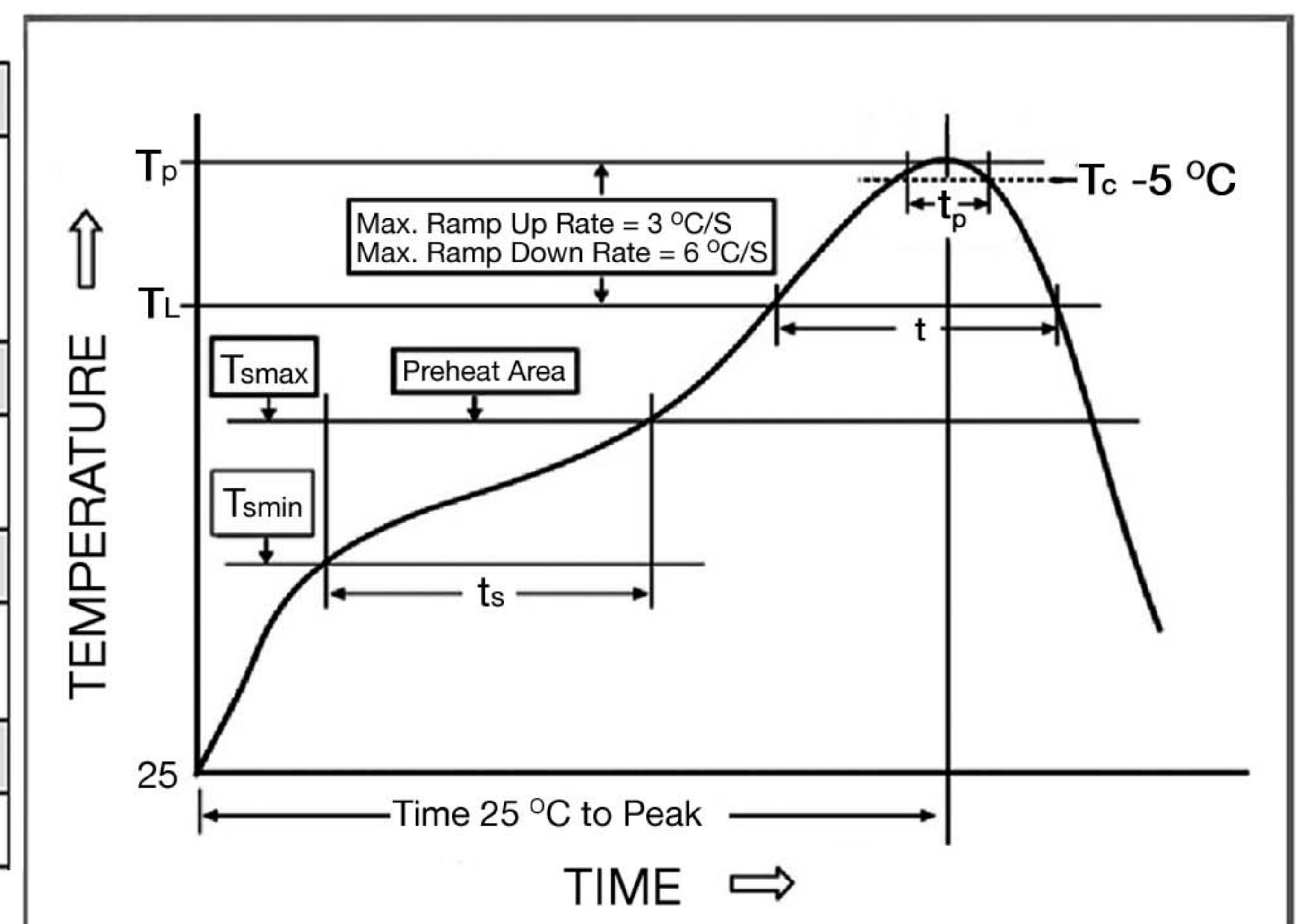
RoHS 6 Compliant

### Environmental Specifications

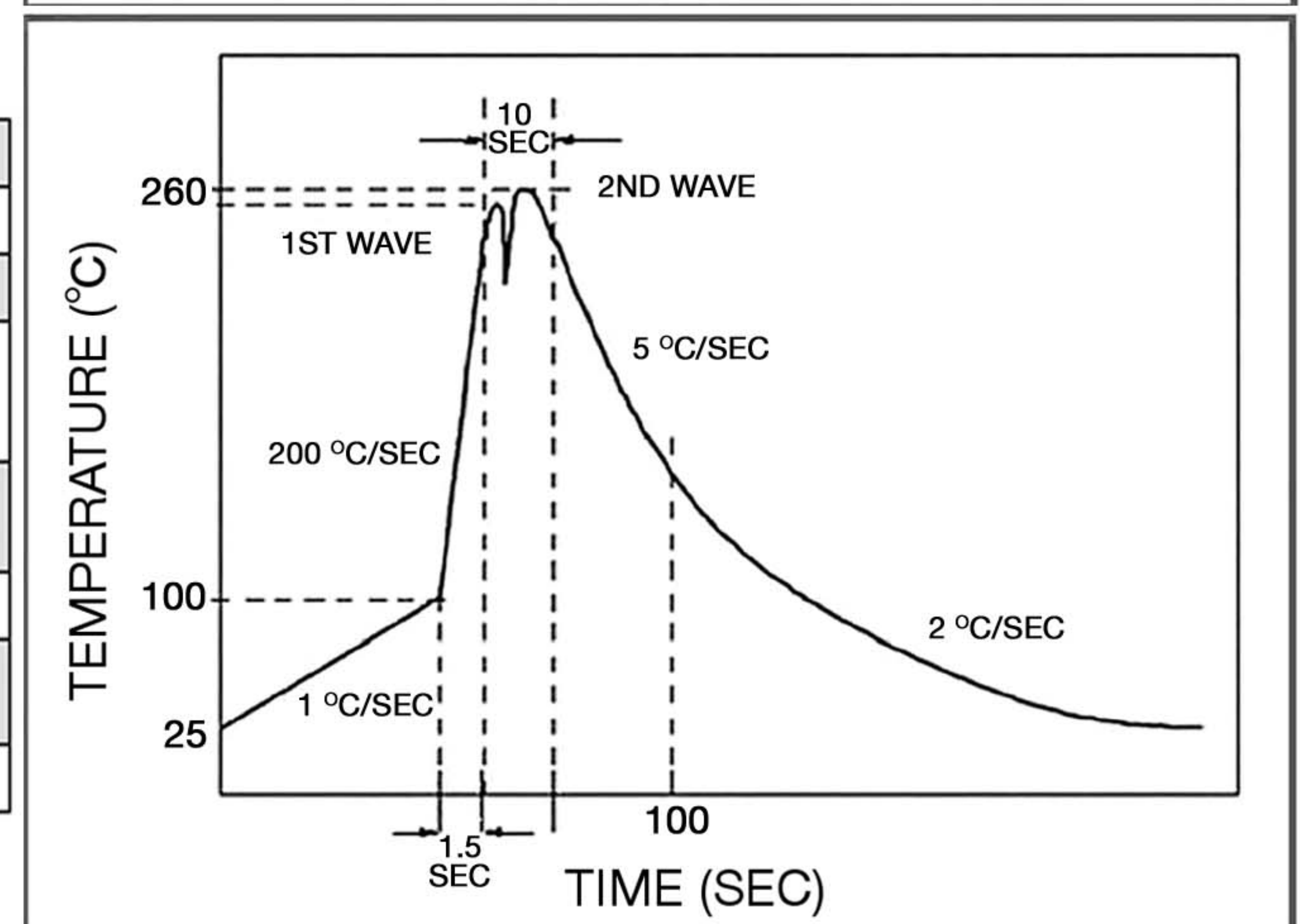
Shock Resistance	MIL-STD-202G, Method 213B, Test Condition 1 (100 G's peak for 6 milliseconds; Sawtooth waveform)
Vibration Resistance	MIL-STD-202G, Method 201A(10-55 Hz,0.06 inch, total excursion).
Salt Spray Resistance	MIL-STD-202G, Method 101E, Test Condition B(48 hrs).
Insulation Resistance	MIL-STD-202G, Method 302, Test Condition A (After Opening) 10,000 ohms minimum.
Solderability	MIL-STD-202G, Method 208H
Resistance to solder Heat	MIL-STD-202G, Method 210F, Test Condition C. Top Side(260 °C,20 sec) MIL-STD-202G, Method 210F, Test Condition D.Bottom Side(260 °C,10 sec)
Thermal Shock	MIL-STD-202G, Method 107G, Test Condition B (-65 °C to +125 °C).
Operating Temperature	-55 °C to +125 °C
Moisture Sensitivity Level	1 (According to IPC J-Std-020)

### Soldering Parameters

IR Reflow Profile (IPC/JEDEC J-STD-020D)	
<b>Preheat &amp; Soak</b>	
Temperature min ( $T_{smin}$ )	150 °C
Temperature max ( $T_{smax}$ )	200 °C
Time ( $T_{smin}$ to $T_{smax}$ ) ( $t_s$ )	60 - 120 seconds
Average ramp-up rate ( $T_{smax}$ to $T_p$ )	3 °C/second max.
Liquidous temperature ( $T_L$ )	217 °C
Time at liquidous ( $t_L$ )	60 - 150 seconds
Peak temperature ( $T_p$ )	260 °C max
Time ( $t_p$ ) within 5 °C of the specified classification temperature ( $T_c$ )	30 seconds
Average ramp-down rate ( $T_p$ to $T_{smax}$ )	6 °C/second max.
Time 25 °C to peak temperature	8 minutes max.



Lead-free Wave Soldering Profile	
Wave Soldering Parameter	
Average ramp-up rate	200 °C / second
Heating rate during preheat	typical 1 - 2 °C / second Max 4 °C / second
Final preheat temperature	within 125 °C of soldering temperature
Peak temperature $T_p$	260 °C
Time within +0 °C / -5 °C of actual peak temperature	10 seconds
Ramp-down rate	5 °C / second max.



Specifications subject to change without notice



Bel Fuse Inc.  
206 Van Vorst Street  
Jersey City, NJ 07302 USA

+1 201.432.0463  
techhelp@belf.com  
[belfuse.com](http://belfuse.com)

# Type C1F

## Surface Mount Fast Acting Chip Fuse

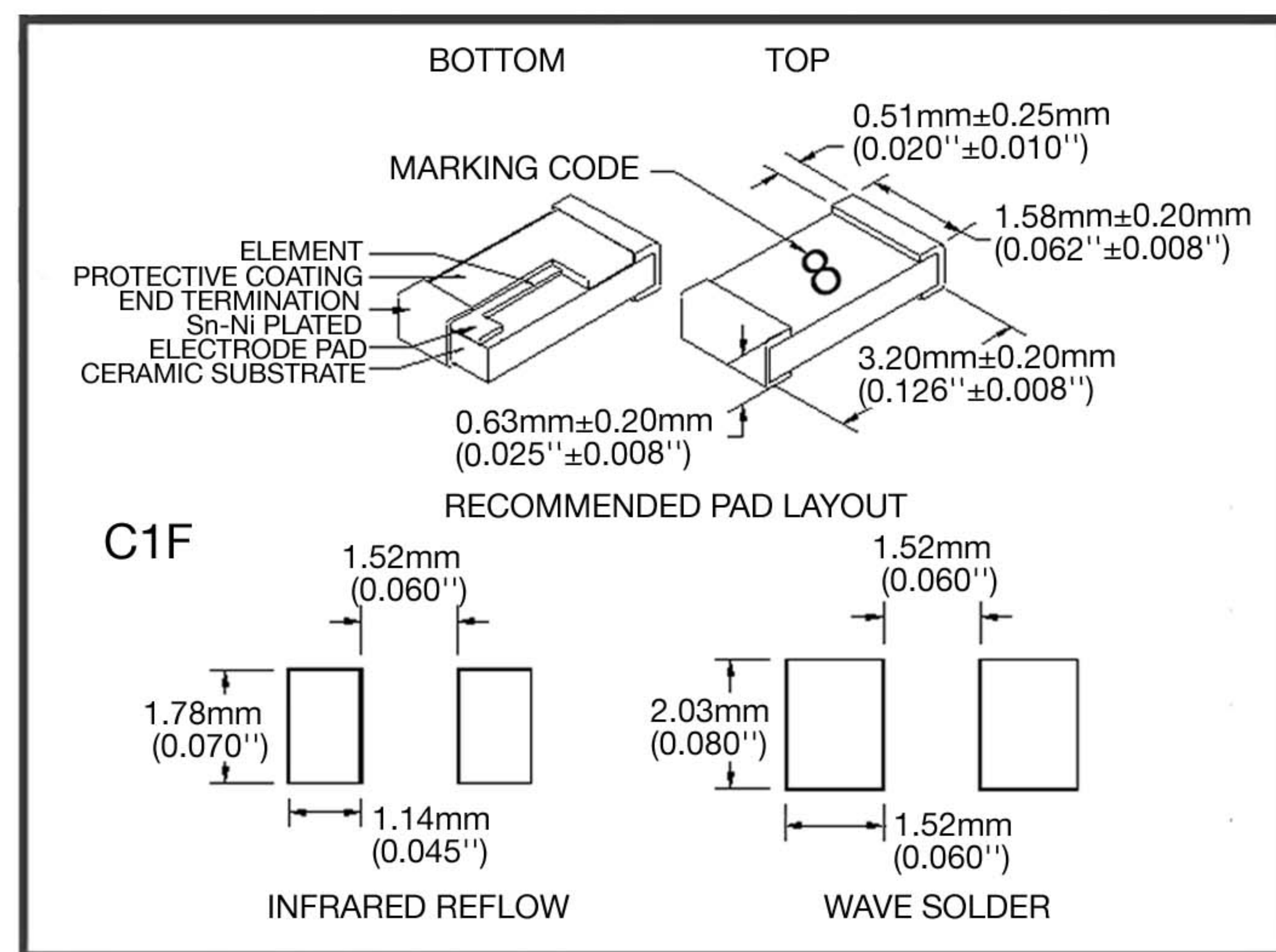
HF (Pb) C1F Series - 1206 Size

RoHS 6 Compliant

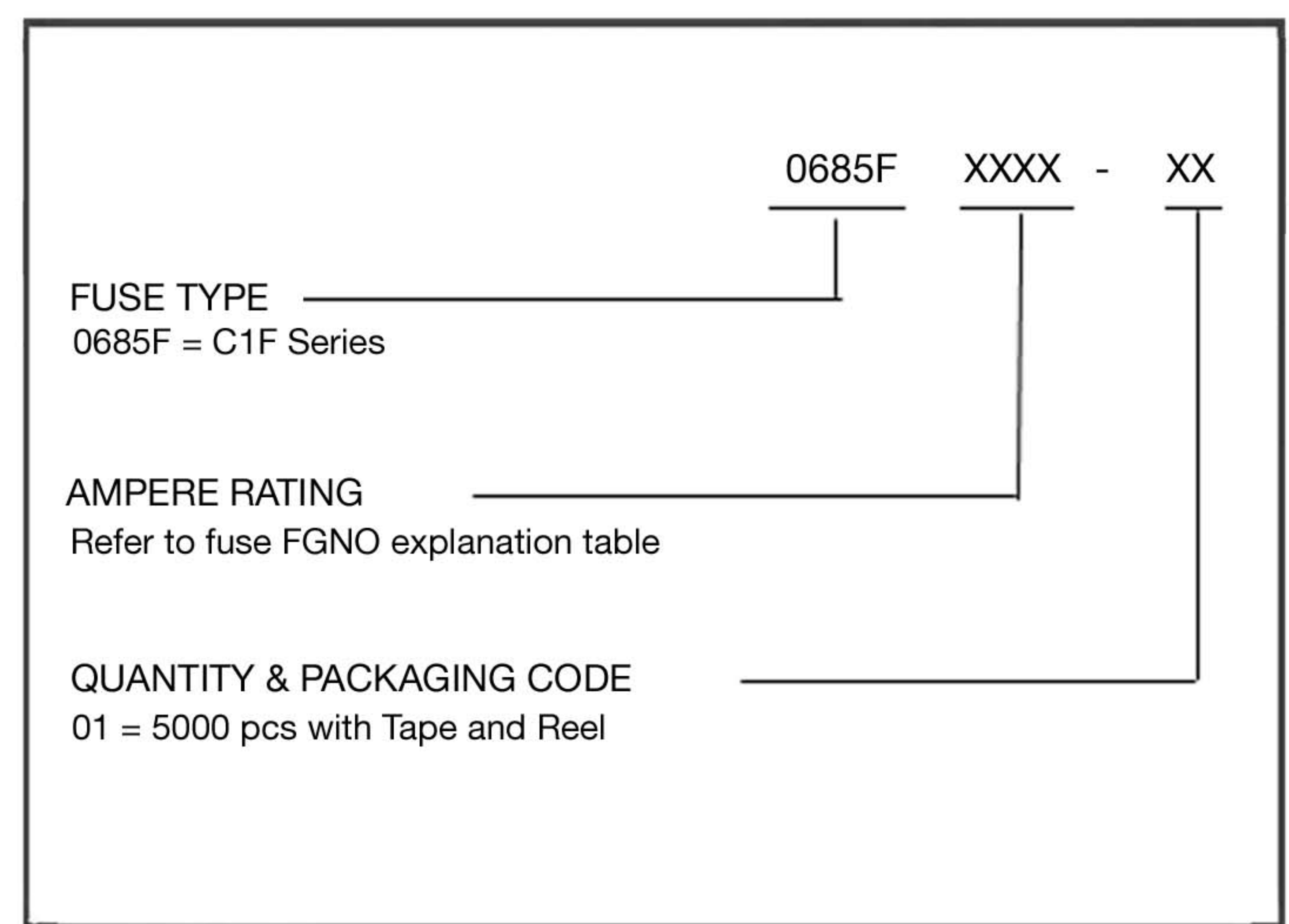
### Fuse FGNO Explanation 06XX X [XXXX] X XX, [XXXX]=Ampere Rating

Fraction	Decimal	Milliamps	Bel FGNO[XXXX]	Fraction	Decimal	Amps	Bel FGNO[XXXX]
1/32	0.032	32	0032		1.0	1	1000
1/25	.040	40	0040	1-1/4	1.25	1.25	1250
1/20	.050	50	0050	1-1/2	1.50	1.5	1500
1/16	.063	63	0063		1.60	1.6	1600
8/100	.080	80	0080		2.0	2	2000
1/10	.100	100	0100	2-1/4	2.25	2.25	2250
1/8	.125	125	0125	2-1/2	2.5	2.5	2500
15/100	.150	150	0150		3.0	3	3000
	.160	160	0160		3.15	3.15	3150
2/10	.200	200	0200	3-1/2	3.5	3.5	3500
1/4	.250	250	0250		4.0	4	4000
3/10	.300	300	0300		5.0	5	5000
	.315	315	0315		6.0	6	6000
3/8	.375	375	0375		6.3	6.3	6300
4/10	.400	400	0400		7.0	7	7000
1/2	.500	500	0500	7-1/2	7.5	7.5	7500
6/10	.600	600	0600		8.0	8	8000
	.630	630	0630			10	9100
7/10	.700	700	0700			12	9120
3/4	.750	750	0750			15	9150
8/10	.800	800	0800			20	9200
						25	9250
						30	9300

### Mechanical Dimensions



### Ordering Information



### Packaging

Packaging Tape & Reel	Packaging Specification	Quantity	Quantity & Packaging Code
8 mm wide tape with 7 inches Diameter reel	EIA Standard 481-E	5000	0685FXXXX-01

Specifications subject to change without notice



Bel Fuse Inc.  
206 Van Vorst Street  
Jersey City, NJ 07302 USA

+1 201.432.0463  
techhelp@belf.com  
[belfuse.com](http://belfuse.com)