

Silicon Standard Recovery Diode

 $V_{RRM} = 800\text{ V} - 1600\text{ V}$
 $I_F = 400\text{ A}$

Features

- High Surge Capability
- Types up to 1600 V V_{RRM}

DO-9 Package


Maximum ratings, at $T_j = 25\text{ °C}$, unless otherwise specified ("R" devices have leads reversed)

Parameter	Symbol	Conditions	S400K (R)	S400Q (R)	S400Y (R)	Unit
Repetitive peak reverse voltage	V_{RRM}		800	1200	1600	V
RMS reverse voltage	V_{RMS}		566	848	1131	V
DC blocking voltage	V_{DC}		800	1200	1600	V
Continuous forward current	I_F	$T_C \leq 120\text{ °C}$	400	400	400	A
Surge non-repetitive forward current, Half Sine Wave	$I_{F,SM}$	$T_C = 25\text{ °C}$, $t_p = 8.3\text{ ms}$	8640	8640	8640	A
Operating temperature	T_j		-60 to 200	-60 to 200	-60 to 200	°C
Storage temperature	T_{stg}		-60 to 200	-60 to 200	-60 to 200	°C

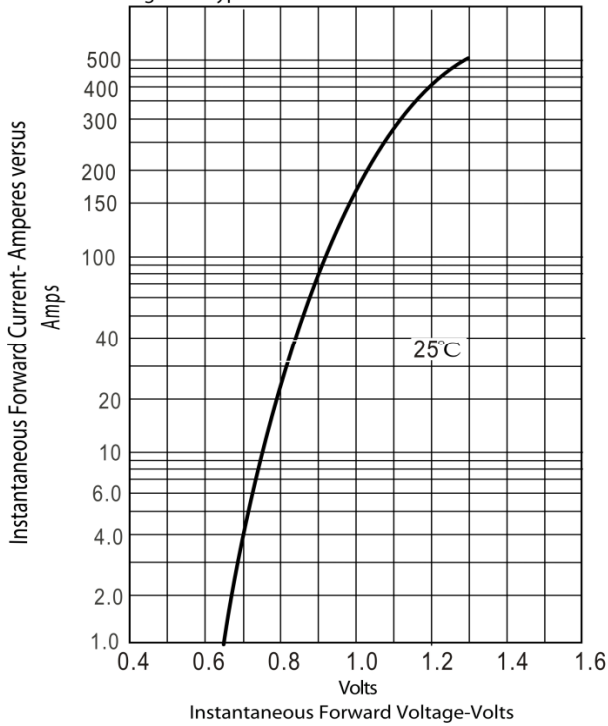
Electrical characteristics, at $T_j = 25\text{ °C}$, unless otherwise specified

Parameter	Symbol	Conditions	S400K (R)	S400Q (R)	S400Y (R)	Unit
Diode forward voltage	V_F	$I_F = 400\text{ A}$, $T_j = 25\text{ °C}$	1.2	1.2	1.2	V
Reverse current	I_R	$V_R = 50\text{ V}$, $T_j = 25\text{ °C}$	10	10	10	μA
		$V_R = 50\text{ V}$, $T_j = 175\text{ °C}$	12	12	12	mA

Thermal characteristics

Thermal resistance, junction - case	R_{thJC}		0.14	0.14	0.14	°C/W
-------------------------------------	------------	--	------	------	------	------

Figure.1-Typical Forward Characteristics



Figur.2-Forward Derating Curve

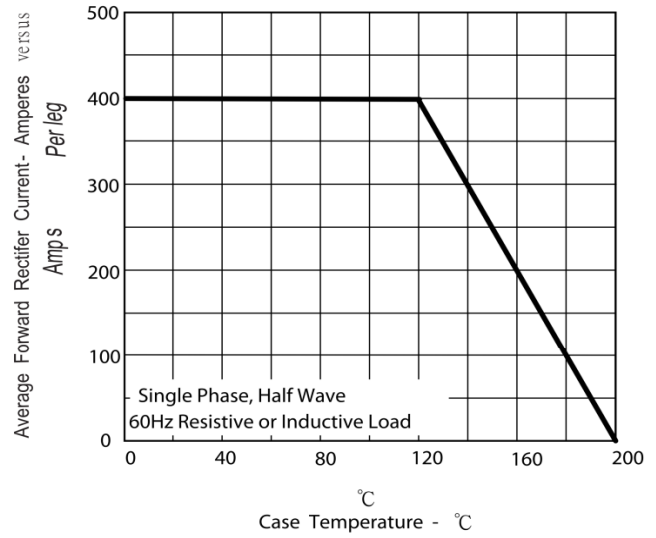
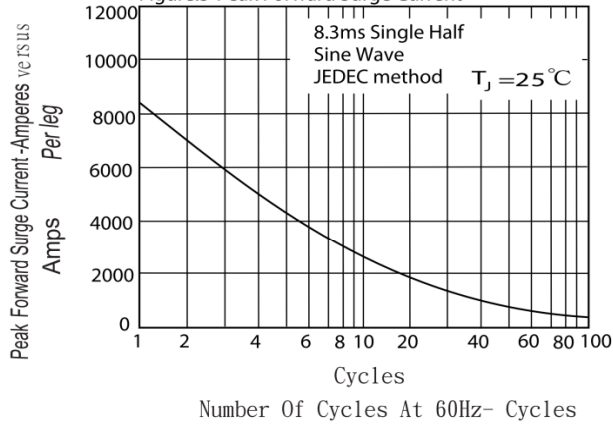


Figure.3-Peak Forward Surge Current



Figur.4-Typical Reverse Characteristics

